

# Suffolk Provider Portal

## Frequently Asked Questions



Click on a heading in the contents list to quickly navigate this guidance document.

### Contents

<b>Passwords and logging in</b> .....	<b>3</b>
I need to change my Provider Portal password. Why won't the Provider Portal accept the password I change it to? .....	3
I've forgotten my password, can you reset it for me?.....	3
What if I have clicked "forgotten password" on the Provider Portal and I haven't received an email containing the link? .....	3
Why is the Provider Portal asking me to change my password?.....	3
<b>Registered users</b> .....	<b>4</b>
Why can there only be one registered user per setting?.....	4
What do I do if someone from my setting has requested that I log into the Provider Portal on their behalf? May I use another person's Provider Portal credentials to log in? .....	4
<b>Headcounts tasks</b> .....	<b>5</b>
Where is my task?.....	5
How can I look at my previous tasks? .....	5
What do I do if I do not have any funded children this term? .....	5
I know that I'm going to miss my deadline, or the registered user is unable to submit the claim on time. What do I do? .....	6
How can I check if my task has been submitted? .....	6
Is Parent/Carer information mandatory? Can it be retracted from the Provider Portal if the parent/carer wishes to do so? .....	7
A child on my task has an S, N, P, EH, 2, or X on their record. What does this mean and what do I need to do? .....	7
<b>Funded hours</b> .....	<b>8</b>
Can I claim fewer weeks than a full funded term on my Headcount task, or do I do an additional task? .....	8
What if the child is also attending another setting?.....	8
I have had a child leave halfway through term. Do I need to change the hours or weeks on my claim? .....	8
A child has started with me but was somewhere else on Headcount week. Can you transfer over the funding to me? .....	8
Can I change a child's hours on the additional Headcount task?.....	8
Can I claim funding for a child who is also attending a reception class in a school? .....	9
Will the Provider Portal tell me if a child is being claimed for too many hours? .....	9
A parent's PAF indicated their child wasn't attending another setting, but funding claims show they are. This resulted in an overclaim of hours. ....	9
How can I tell which children I received EYPP for? .....	9

<b>Two Year Old Funding (Early Learning for 2-year-olds Entitlement) .....</b>	<b>10</b>
What do I do with a Golden Ticket?.....	10
What is a Two Year Old Funding reference number? .....	10
I've run a check, but now the Provider Portal is saying the child's start date is after they started. .....	10
I've added a new 2-year-old to my task, but they have a blue "N", and I can't add their funded hours.....	10
Why do I have to run a check when I've already seen a Golden Ticket? .....	11
Why have you rejected my application using a Golden Ticket? .....	11
<b>Expanded/Extended Hours Funding .....</b>	<b>12</b>
Why can't I add expanded/extended hours to a child in my Headcount task?.....	12
I've done the check, why can't I add expanded/extended hours for a child?.....	12
The Provider Portal expanded/extended hours checker says that a child's code is 'not found'. Does this mean that they are ineligible?.....	12
<b>Payments and Reports .....</b>	<b>13</b>
What is this payment for?.....	13
When will I get paid? .....	13
Do I request an advance payment through the Provider Portal? .....	13
I received an overpayment and have now paid it back. Will I get a new report? .....	13
Why can't I access older reports in the Provider Portal?.....	13
<b>Early Years Census .....</b>	<b>14</b>
Do maintained schools still need to add Early Years children to the School Census? .....	14

## Passwords and logging in

### **I need to change my Provider Portal password. Why won't the Provider Portal accept the password I change it to?**

- Your Provider Portal password must contain between 10 and 128 characters.
- It must contain a minimum of 2 numbers, 1 lower case letter, 1 upper case letter, and 1 special character.
- Certain special characters are not recognised by the Provider Portal – for example, a £ symbol or a dash. A password containing these will be rejected.

### **I've forgotten my password, can you reset it for me?**

- You can reset your password by clicking the “forgotten password” button on the Provider Portal log in page.
- This will automatically send you an email containing a link and a temporary password. Click the link in the email, and you will be taken back to the log in screen. Use the temporary password (which the Provider Portal will refer to as your ‘current password’) and your existing username to log in.
- You will then be prompted to change your password to something memorable to you.

### **What if I have clicked “forgotten password” on the Provider Portal and I haven't received an email containing the link?**

- Check your spam or junk folder, to make sure the email has not arrived there. If the email still has not arrived after a reasonable period, please contact the Early Years and Childcare Service by emailing: [provider.portal@suffolk.gov.uk](mailto:provider.portal@suffolk.gov.uk)

### **Why is the Provider Portal asking me to change my password?**

- The Provider Portal requires passwords to be changed every year for data protection reasons. This is built into the Provider Portal and cannot be changed.

## Registered users

### Why can there only be one registered user per setting?

- To manage the level of risk in using this system, it has been agreed by the Data Protection Team at Suffolk County Council that Provider Portal access is restricted to one user per setting.
- Restricted use means fewer users in the system, and therefore fewer opportunities for data being accessed and shared by unauthorised personnel.

### What do I do if someone from my setting has requested that I log into the Provider Portal on their behalf? May I use another person's Provider Portal credentials to log in?

- **No** - only the registered user to the Provider Portal should have their login details.
- Registered user logins **must not be shared**. The email address associated with the Registered Portal User's account **cannot be a shared mailbox**. Both are classed as **data breaches which will incur a £100 fine**, as outlined on Suffolk Learning: [How to register for the Provider Portal – Suffolk Learning](#)
- If you need to become the sole registered user for the Provider Portal, please complete the registered user Proforma found on Suffolk Learning: [How to register for the Provider Portal – Suffolk Learning](#)

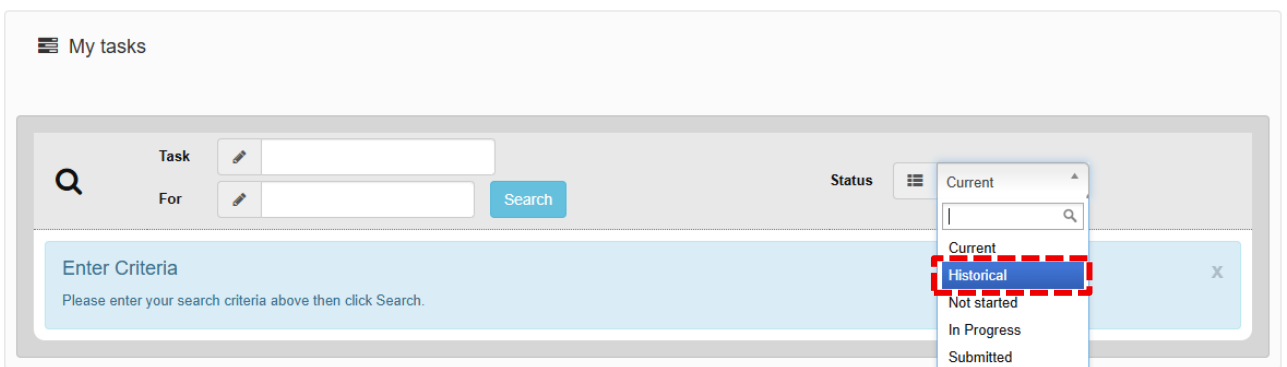
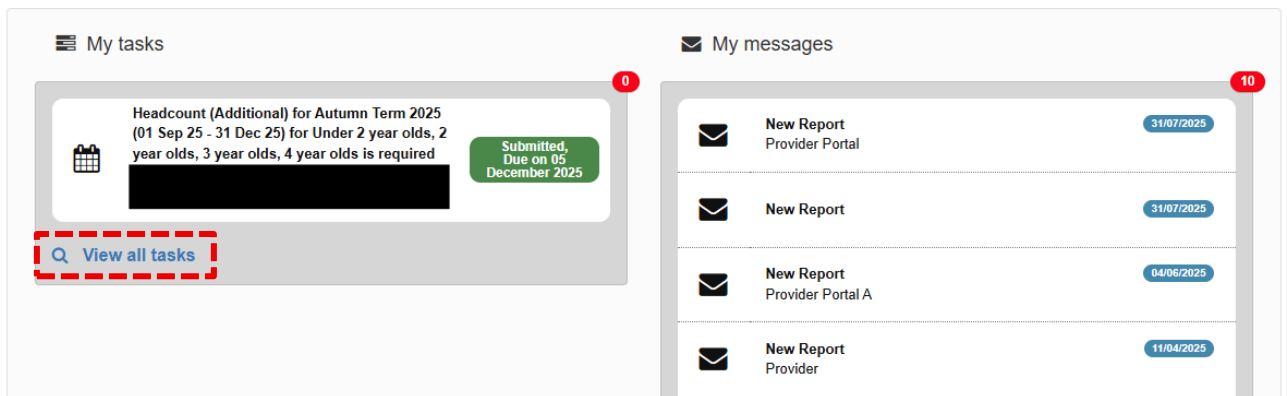

# Headcounts tasks

## Where is my task?

- The first task for any term will be sent out to you during Headcount Week (usually within the first two weeks of term). If you do not have a task after Headcount Week, please contact the Suffolk Family Information Service: [suffolkfis@suffolk.gov.uk](mailto:suffolkfis@suffolk.gov.uk) or 0345 608 0033 (call back service, Mon-Thursday 9am-5pm, Fridays 9am-4:30pm).
- Dates for Headcount tasks: [Funding and LoP – Suffolk Learning](#)
- The second task in any term (Additional Task) is usually sent out in the week following half term.

## How can I look at my previous tasks?

- You can access all tasks that you have previously been sent from the Provider Portal main tasks screen: select “View All Tasks”, then choose “Historical” from the dropdown menu in the top right. You can review them for your records.



## What do I do if I do not have any funded children this term?

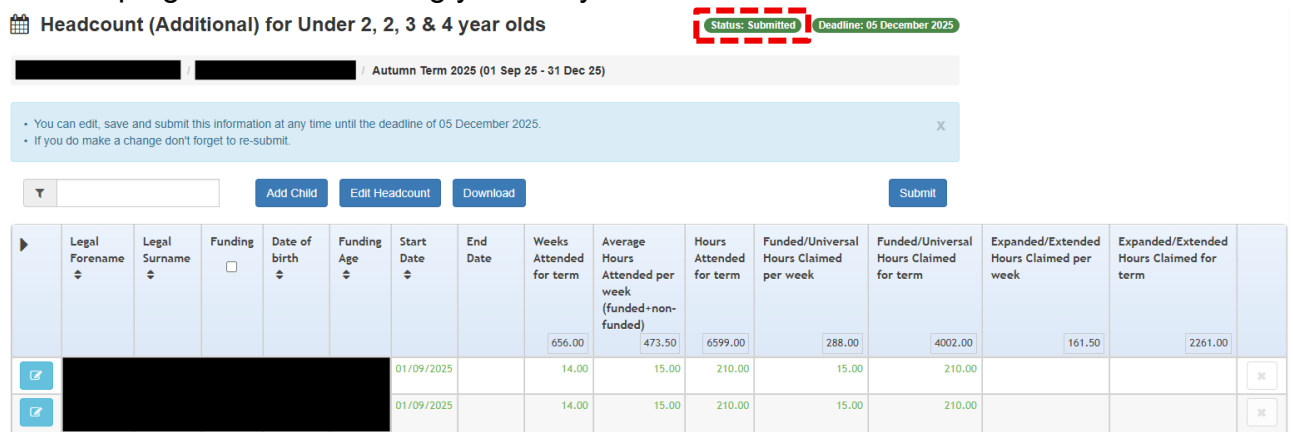
- If you are not claiming funding for any children this term, you can ignore the task on the Provider Portal. We will treat any unsubmitted tasks as a nil claim.

## I know that I'm going to miss my deadline, or the registered user is unable to submit the claim on time. What do I do?

- Please email [provider.portal@suffolk.gov.uk](mailto:provider.portal@suffolk.gov.uk) **immediately**, informing us of the issue. We will work out a solution with you to ensure that you do not miss out on your funding. This may involve a change of user, or giving you another task with a later deadline, which may delay your payment slightly.
- The sooner you let us know about the issue, the less likely it is that your payment will be delayed.

## How can I check if my task has been submitted?

- When you press “submit” and agree to the declaration, you should see a green box in the top right corner informing you that your task has been submitted.



📅 Headcount (Additional) for Under 2, 2, 3 & 4 year olds Status: Submitted Deadline: 05 December 2025

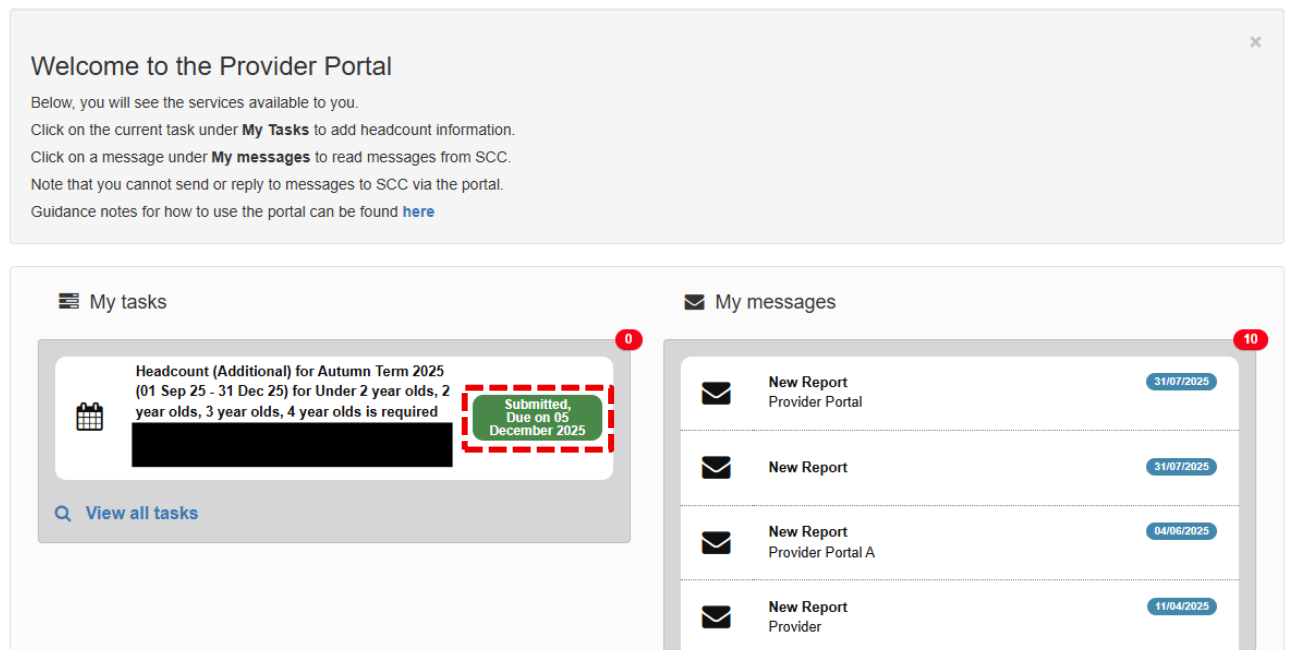
Autumn Term 2025 (01 Sep 25 - 31 Dec 25)

• You can edit, save and submit this information at any time until the deadline of 05 December 2025.  
 • If you do make a change don't forget to re-submit.

Add Child Edit Headcount Download Submit

	Legal Forename	Legal Surname	Funding	Date of birth	Funding Age	Start Date	End Date	Weeks Attended for term	Average Hours Attended per week (funded+non-funded)	Hours Attended for term	Funded/Universal Hours Claimed per week	Funded/Universal Hours Claimed for term	Expanded/Extended Hours Claimed per week	Expanded/Extended Hours Claimed for term
						01/09/2025		14.00	15.00	210.00	15.00	210.00	161.50	2261.00
						01/09/2025		14.00	15.00	210.00	15.00	210.00		

- Additionally, when you go back into the tasks screen, your task should show with a submitted status.



Welcome to the Provider Portal

Below, you will see the services available to you.  
 Click on the current task under **My Tasks** to add headcount information.  
 Click on a message under **My messages** to read messages from SCC.  
 Note that you cannot send or reply to messages to SCC via the portal.  
 Guidance notes for how to use the portal can be found [here](#)

☰ My tasks ✕

📅 Headcount (Additional) for Autumn Term 2025 (01 Sep 25 - 31 Dec 25) for Under 2 year olds, 2 year olds, 3 year olds, 4 year olds is required Submitted, Due on 05 December 2025

🔍 View all tasks

✉ My messages ✕














- ✉ New Report Provider Portal 31/07/2025
- ✉ New Report 31/07/2025
- ✉ New Report Provider Portal A 04/06/2025
- ✉ New Report Provider 11/04/2025

- See the Provider Portal Headcount guidance on Suffolk Learning for more information: [Headcount Guidance – Suffolk Learning](#)

### Is Parent/Carer information mandatory? Can it be retracted from the Provider Portal if the parent/carers wishes to do so?

- Parent/Carer information is not mandatory. However, Early Years Pupil Premium (EYPP) eligibility is checked via the Parent/Carer information. We therefore encourage you to obtain information from any parent/carers whom you believe may qualify, to ensure your setting does not miss out on EYPP funding.
- If a parent/carers provides information and later wishes to have it removed from the Provider Portal, please contact the Suffolk Family Information Service, who will be able to do so.

### A child on my task has an S, N, P, EH, 2, or X on their record. What does this mean and what do I need to do?

- An “S” in an orange circle (  ,  ) means that the child is currently registered with multiple providers on our system and may be sharing their funding. An “S” in a black circle means that the child has had shared funding in the past.
- An “N” (  ) means the child is not currently eligible for any funded/universal hours. If you see this, it either means you have not linked a new 2 Year Old to your Headcount task using their ‘TYF’ reference number or they do not qualify for 2 Year Old Funding via the Early Learning for 2-year-olds criteria. You must delete this record and link the child to your task using the 2 Year Old Funding checker, or you must run a check on their expanded hours code (if applicable).
- An “N” and “EH” (   ) means the child does not qualify for 2 Year Old Funding via the Early Learning for 2-year-olds criteria, but they are entitled to the expanded hours (working parent family criteria).
- A child with a “P” (  ) is claiming EYPP or has done in the past. You can use this to check which of your funded children has attracted EYPP.
- A child with an “EH” (  ,  ,  ) can claim expanded/extended hours funding. The “EH” will not appear until you have used the Provider Portal’s expanded/extended hours checker to confirm the child’s eligibility. The “EH” symbol can be different colours – these colours are related to the status of their eligibility. Please see the expanded/extended hours checker guidance for more information on this: [Expanded/Extended Hours Checker Guidance – Suffolk Learning](#)
- A child with a “2” (  ) is/was eligible for 2 Year Old Funding via the ‘Early Learning for 2-year-olds’ entitlement. You can hover over the symbol to see the ‘TYF’ reference number linked to the child.
- A child with an “X” to the right of their entry is a new child. The “X” is a delete button – if you have made a mistake in adding the child, you can press this button to delete them before adding them again. Otherwise, you can ignore it. (You will only be able to use this button if it is black, rather than greyed out.   )
- A child with a warning symbol (  ) - the symbol appears due to the parent/carers information not being included. You will need to rectify this prior to submitting.

## Funded hours

### Can I claim fewer weeks than a full funded term on my Headcount task, or do I do an additional task?

- You should not claim for fewer weeks than the length of the term on your first Headcount task **unless**:
  - a) you are an independent school with different term lengths; or
  - b) you know that a child will be leaving your provision on a certain date before the end of term.
- If a child is with you on Headcount week, then you are entitled to claim (as agreed with the parent/carer) for the full number of weeks in the term, or more if using a stretched offer.
- **Additional Headcount task**
  - a) When you add children to your additional Headcount task, you must ensure that you reduce the number of weeks claimed to the number of weeks that the child has been/will be with you.
  - b) Because Headcount is in the second week of term, the maximum number of weeks that you can claim on the additional task for a child joining after Headcount week, is the **length of the term minus 2** – e.g., 12 weeks for autumn.

### What if the child is also attending another setting?

- You must coordinate with the other setting, so both understand how many hours are being claimed by each. Make sure termly claims do not overlap. This includes when the child has a Stretched Offer at any/all settings.

### I have had a child leave halfway through term. Do I need to change the hours or weeks on my claim?

- No, please do not alter your claim even for children who have left partway through a term. If the child was with you on Headcount week, then you are entitled to the full term's funding, even if the child leaves.

### A child has started with me but was somewhere else on Headcount week. Can you transfer over the funding to me?

- No – we base funding on Headcount week attendance, and once that has been paid, we cannot change it.
- You would be entitled to either:
  - charge the family for the sessions they attend with you until you can claim for them in the next term; or
  - contact the other provider to discuss a private transfer between the two of you. (The Council would not be involved in this process.)
- However, if the child has not claimed all their entitlement at the previous provider, you are able to claim the remaining funding. E.g. if a child is entitled to 15 hours funding per week but has only used 10 hours at provider 1, provider 2 can claim the remaining 5 hours per week.

### Can I change a child's hours on the additional Headcount task?

- No. Your claim should be based on the child's attendance on Headcount week, and what you agreed with the parent on the original PAF.

- If a parent wants to increase their hours with you after Headcount, they will need to pay for any additional hours.
- If a parent decides to reduce their hours with you after Headcount, we will not invoice you for the unused hours.

**Can I claim funding for a child who is also attending a reception class in a school?**

- No, children who have been admitted to primary school, and are attending a state-funded or independent school reception class, are not entitled to any additional funded hours outside their school reception class place.

**Will the Provider Portal tell me if a child is being claimed for too many hours?**

- The Provider Portal will not allow you (as one setting) to claim more than the maximum number of hours to which a child is entitled (15 or 30, depending on the entitlement).
- However, the Provider Portal cannot provide you with any information on the child's hours at other settings, so please ensure that the information parent/carers are giving you on the PAFs regarding shared funding is accurate.
- Communicate with the other childcare provider as required.
- Special attention should be paid to which provider in a shared offer is taking the universal funding and which is taking the extended funding.

**A parent's PAF indicated their child wasn't attending another setting, but funding claims show they are. This resulted in an overclaim of hours.**

- If our system highlights an overclaim, both providers will receive an email from us with the details, including the child's name and the hours being claimed.
- Neither provider will be paid for the child until the issue has been resolved, either by resubmitting the correct hours on the additional task, or through both providers emailing [provider.portal@suffolk.gov.uk](mailto:provider.portal@suffolk.gov.uk).
- You should contact the other childcare provision to discuss it further – ultimately it is an agreement between childcare providers and the parent/carer.
- The Council cannot make any assumptions about which claim is correct until we hear from both providers.

**How can I tell which children I received EYPP for?**

- After all funding claims have been processed and sent for payment, your registered Provider Portal user will receive a report through the Provider Portal with information on which children qualified for EYPP. You will receive this report by half term to allow you to spend the money in the rest of the term.

## Two Year Old Funding (Early Learning for 2-year-olds Entitlement)

### What do I do with a Golden Ticket?

- If a parent comes to you with a Golden Ticket, and you have seen it within the redeemable dates on the ticket, you can use the Provider Portal to run an 'assisted application' for Two Year Old Funding.
- You will need to enter the Golden Ticket reference number **and** the date on which you saw the ticket.
- Full guidance on this process is available on Suffolk Learning: [Two Year Old Funding Checker Guidance – Suffolk Learning](#)

### What is a Two Year Old Funding reference number?

- This is the number produced by the Two Year Old Funding checker that you will need to claim Two Year Old Funding for a child.
- A valid code always begins with 'TYF935' and has 18 digits.
- If a parent brings you one of these codes from the Citizen's Portal checker, or you generate one yourself through an assisted application, you will then need to use the "Link eligible child to Headcount Task" option in the Provider Portal. Full guidance on this process is available on Suffolk Learning: [Two Year Old Funding Checker Guidance – Suffolk Learning](#)

### I've run a check, but now the Provider Portal is saying the child's start date is after they started.

- For non-economic applications, the checker will automatically set the child's start date as the date on which the check is approved.
- For this reason, it is very important that you run your Two Year Old Funding checks as soon as either:
  - a) you are brought appropriate evidence (e.g. a Golden Ticket, Disability Living Allowance letter etc.), or
  - b) you want to confirm a child's economic eligibility.
- You cannot backdate a code's start date, so it is important that you get them done in advance so you can set the start date accurately.
- If you cannot check a code in advance, you can still claim for an entire term even if the check is completed after the start of term (e.g. if you see a Golden Ticket at the start of term, but do not complete an application until Headcount week).
- Please note, **you should not offer a funded place until eligibility has been confirmed.**

### I've added a new 2-year-old to my task, but they have a blue "N", and I can't add their funded hours.

- This means you've added the child incorrectly: directly to your task, not through the Two Year Old Funding checker.
- You must either:
  - a) complete a Two Year Old Funding application via the Provider Portal, and then link the 'TYF' number to your task to add the child; or
  - b) run a check on their 11-digit number code from Best Start In Life, if the child is eligible for the 'working parent entitlement'.

- Make sure that you delete the record that you added, or you will have duplication issues on your next task.
- Full guidance on this process is available on Suffolk Learning: [Two Year Old Funding Checker Guidance – Suffolk Learning](#) and [Expanded/Extended Hours Checker Guidance – Suffolk Learning](#)

### **Why do I have to run a check when I've already seen a Golden Ticket?**

- You must have a 'TYF' number to be able to claim hours in the Provider Portal.
- Because 'TYF' numbers are generated automatically by the Provider Portal, we cannot issue Golden Tickets with a 'TYF' number on them to parents.
- Because of this, you still need to put the Golden Ticket information into the Provider Portal.
- Please note – when you use the **“all other applications”** button, you are not running a check, you are just uploading evidence of eligibility to use to be approved.
- Once it is approved, you can use the 'TYF' number that the Provider Portal gives you in the usual way.
- Full guidance on this process is available on Suffolk Learning: [Two Year Old Funding Checker Guidance – Suffolk Learning](#)

### **Why have you rejected my application using a Golden Ticket?**

- All Golden Tickets have redeemable dates printed on them. If you upload a Golden Ticket outside of its redeemable window, you must include the date you saw the ticket in your application so we can check that you saw it within the redeemable dates.
- If you do not include a date, your application will be rejected, and you will be asked to submit again with all the information.

## Expanded/Extended Hours Funding

### Why can't I add expanded/extended hours to a child in my Headcount task?

- You need to verify the child's eligibility using the Provider Portal's expanded/extended hours checker before you can claim that funding for them. There is detailed guidance on using the checker available on Suffolk Learning: [Expanded/Extended Hours Checker Guidance – Suffolk Learning](#)

### I've done the check, why can't I add expanded/extended hours for a child?

- If a code's start date is **after** the start of term, the Provider Portal will not allow you to input expanded/extended hours. This is because expanded/extended hours cannot be taken up until the term after the parent gets their code from HMRC.
- If a parent would like to start claiming expanded/extended hours with you, they will need to have received their code on or before 31 August for autumn, 31 December for spring, or 31 March for summer.
- If the start date is after the start of term and this is because of an HMRC technical issue or error, then please advise the parent to discuss the problem with HMRC. SCC are unable to amend code start dates.
- Another reason the code might not be working is the grace period. New expanded/extended hours claims **cannot** start within a grace period. Parents cannot make use of the grace period unless they have claimed expanded/extended hours funding at your setting in the previous term.

### The Provider Portal expanded/extended hours checker says that a child's code is 'not found'. Does this mean that they are ineligible?

- Not necessarily, it is likely that you may have entered the 11-digit number code or National Insurance (NI) number incorrectly. If there are 2 parents, you may have used the wrong parents NI number to check the code. If you are sure that you have entered the information you were given correctly, please double check it with the parent/carer.

## Payments and Reports

### What is this payment for?

- We have a limited number of payment description options we can use on the remittance advice which is sent out prior to a payment.
- Please see the below explanations for what these descriptions refer to:
  - **EEF / EYPP / DEPRIVATION** – payments with this remittance advice will be your Early Education Funding. This will be an advance payment if received at the start of term, or a balance payment if received mid-term. EYPP and deprivation funding are not paid separately, and your balance payment at half term will include both payments.
  - **SEN INCLUSION** – this will be your payments for any Inclusion funding you applied for. This is generally applied for and paid after half term.
  - **SEN HIGH NEEDS** – this will be your payments for any High Needs Funding (HNF) that you applied for. HNF is claimed for at the start of term and will be paid later in the term after moderation.
  - **SEN DAF** – this will be your payments for any DAF claims submitted by your Provider Portal user.
  - **ADD. SPECIAL GRANT** – is used for any other payment which does not fit into one of the options listed above.

### When will I get paid?

- With the Provider Portal, all payments are processed at once, rather than in batches. All providers will be paid at once, within 30 working days of the task deadline. The payments schedule is published: [Funding and LoP – Suffolk Learning](#)

### Do I request an advance payment through the Provider Portal?

- Currently, the Provider Portal does not have the ability to request advances. We will continue to automatically pay settings a percentage of their funding from the previous term, and childminders that would like an advance payment can continue to request one through the form on Suffolk Learning. When the form is available, you will be made aware via Broadcast emails. If you are a setting and are expecting a reduced number of children, please also complete the advance request form and notify us by email.

### I received an overpayment and have now paid it back. Will I get a new report?

- If you have been invoiced for an overpayment this term and would like another copy of your statement, please send us an email at [provider.portal@suffolk.gov.uk](mailto:provider.portal@suffolk.gov.uk) and we will regenerate your statement for you.

### Why can't I access older reports in the Provider Portal?

- The Provider Portal is only able to hold a year's worth of reports in the system. For this reason, we advise that you download every report you get and save it locally, so you do not lose access to them. If you do need to access an old report that you haven't saved, please email [provider.portal@suffolk.gov.uk](mailto:provider.portal@suffolk.gov.uk) and we will be able to provide it for you.

## Early Years Census

### **Do maintained schools still need to add Early Years children to the School Census?**

- Yes, maintained and academy school nursery classes should continue to add your EY children to the school census as you have done before. You still need to submit your EY information through the census, but you won't be paid from this information. Instead, you'll be paid by the Early Years and Childcare Service based on your Provider Portal Headcount submission.
- If applicable: please remember to register your children on SIMS as 'dual registered' if you know they are also attending a PVI provider.
- For community nursery provisions (also known as governor led schools), you must complete the Early Years Census each year in the spring term.